
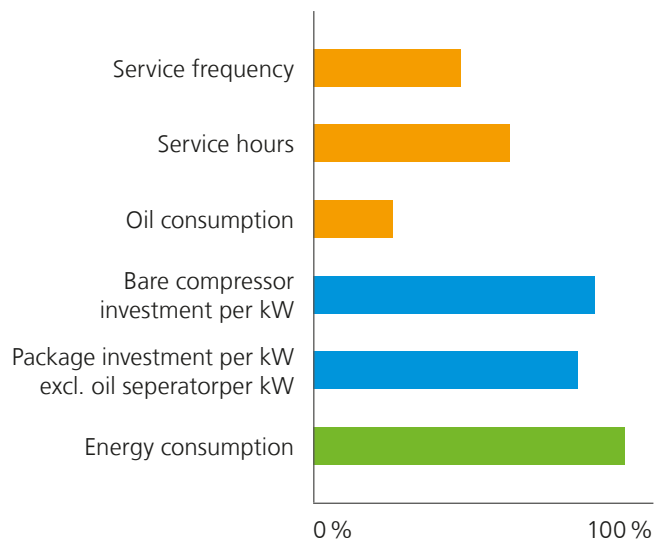


GEA Grasso V Series

Piston compressors
for industrial refrigeration



REDUCED COSTS COMPARED TO EXISTING MODELS



Total Cost of Ownership savings up to 12 %

Eleven key features

The revolutionary design of the steel-welded compressor housing in combination with the temperature-isolated cylinder heads has a maximum contribution to the thermodynamic advantages of the new GEA Grasso V series. Together with the best proven parts this results in the most efficient GEA industrial piston compressor GEA has ever made.

1. Safety first

- Counter pressure independent overflow valve(s) between suction and discharge chamber to secure a safe operation.

2. Optimized suction gas entry

- Oversized suction gas chamber and optimized filtering and distribution results in low pressure drop and increased resistance against liquid hammer.

3. Flexible and extended maintenance

- To calculate and indicate upcoming maintenance intervals by means of measuring of actual running conditions.

4. Optimized temperature separation

- The cold suction chamber is clearly separated from the hot discharge area by means of an isolating gasket and an air gap. In this way we have less internal heating up the suction gas resulting in lower discharge temperatures and more flexibility in part load operation.

5. Oil pump

- Different sizes tuned to compressor model.

6. Oil filter

- Large capacity 'screw-on' oil filter to cover long service intervals. Externally accessible.

7. Maximum lifetime

- Composite material for suction and discharge valves.
- Free-flow discharge valve configuration with gas damping chambers.
- High volume and low gas velocity suction chamber.
- Oil pump size adapted to compressor size.

8. Reliability and ease of maintenance


- Axial roller bearing construction to withstand high crankcase pressures for maximum lifetime at high loads.
- Increased main bearing diameter for stable low-speed inverter drive running.
- Large-capacity, externally mounted oil filter for long service intervals.
- Full oil pump flow over shaft seal for maximum cooling/life time extension.

9. O-ring sealing for maximum tightness

- Easy disassembly and assembly.
- Over 60 % fewer fixing bolts contribute to reduced service times.

10. Minimized oil carry-over to refrigeration system

- The oversized common suction chamber, the position of the cylinder liners, as well as the increased distance between oil sump and crankshaft (and lower internal temperatures).



result in an extremely low oil carry-over. The necessity of using an oil separator is subject to application and, in some cases, can be omitted.

11. Low noise level

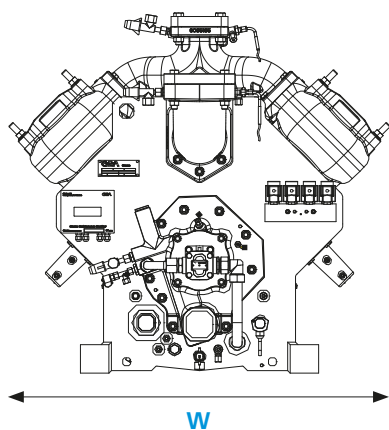
- Modular setup of the steel-welded housing in combination with the rigid cast iron cylinder heads guarantees the lowest possible noise emission.

A complete product range

Find the right compressor for each application in the well-balanced GEA Grasso V family. For this, the capacity steps between models have been set as narrow as possible, increasing in steps of two cylinders. Two different bore and stroke ratios are integrated into the basic design to cover the required swept volume range without capacity overlap.

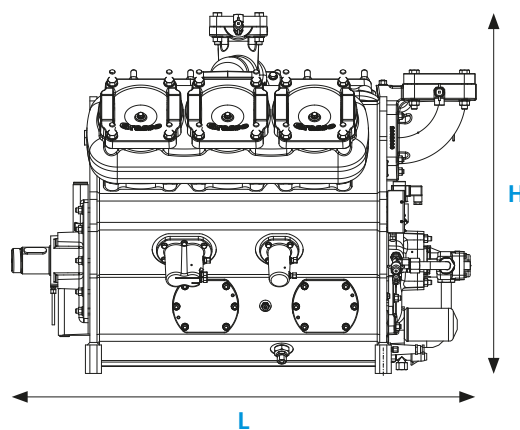
Single-stage

The single-stage series, having 7 models, starts with a 4-cylinder, small bore x stroke for accurate capacity control and ends with a 10-cylinder big bore x stroke to cover a swept volume of 1,592 m³/h. The modular construction and the intermediate plate for the larger compressors guarantee a smooth vibration-free running and low noise emission.



Two-stage

Two-stage-or 'compound' models benefit from the same characteristics as the single-stage models. Internally they have separate suction chambers for low and intermediate pressure and, on the outside, 2 connections are added for the intermediate side. The range also comprises 7 models, each with only one LP/HP cylinder ratio in order to simplify the selection procedure. For the two-stage compressors several highly efficient and patented intermediate cooling systems are available.



SINGLE-STAGE COMPRESSORS

Models	Swept volume* (m ³ /h)	Number of cylinders	Speed min ⁻¹	Cooling cap. (kW)**		Dimensions (mm)			Weight (kg)
				NH ₃		L	W	H	
				-10/+35°C	0/+40°C				
GEA Grasso V 300	290	4	1,500	155	237	882	933	922	575
GEA Grasso V 450	435	6	1,500	233	355	1,076	933	922	751
GEA Grasso V 600	580	8	1,500	310	474	1,363	933	922	1,042
GEA Grasso V 700	637	4	1,200	367	549	1,062	1,076	1,013	794
GEA Grasso V 1100	955	6	1,200	550	823	1,306	1,076	1,013	1,054
GEA Grasso V 1400	1,274	8	1,200	734	1,098	1,666	1,076	1,027	1,495
GEA Grasso V 1800	1,592	10	1,200	917	1,372	1,909	1,076	1,027	1,725

TWO-STAGE COMPRESSORS

Models	Swept volume* (m ³ /h)	Number of cylinders low/high- stage	Speed min ⁻¹	Cooling cap. (kW)**		Dimensions (mm)			Weight (kg)
				NH ₃ ***		L	W	H	
				-35/+35°C	-40/+35°C				
GEA Grasso V 300T	217	3/1	1,500	45	34	935	940	922	590
GEA Grasso V 450T	290	4/2	1,500	67	52	1,310	940	922	769
GEA Grasso V 600T	435	6/2	1,500	90	68	1,425	940	922	1,062
GEA Grasso V 700T	478	3/1	1,200	108	85	1,060	1,072	1,013	814
GEA Grasso V 1100T	637	4/2	1,200	157	123	1,304	1,072	1,013	1,077
GEA Grasso V 1400T	955	6/2	1,200	217	170	1,672	1,072	1,027	1,520
GEA Grasso V 1800T	1,114	7/3	1,200	262	203	1,874	1,072	1,027	1,755

* Theoretical swept volume based on low stage cylinders

** Based on: 0 K subcooling, 2 K superheat (non-useful)

*** Cooling capacity based on open flash interstage cooler system


Packaged compressors

At least 60 % of all compressors produced at GEA are turned into packages before they leave the factory.

The choice of components to fit on and around the compressors is huge, and the fact that all required components are factory-fitted gives the contractor the advantage to concentrate 100 % on the erection of the refrigeration plant.

Direct drive or V belt drive arrangements are available for all compressors. The introduction of high power inverters in combination with maintenance-free couplings gives the customer the opportunity to positively influence energy and maintenance costs.

The extremely low oil carry-over, related to the design of the compressor particularly on cooling applications, is even less than 10 ppm and gives the customer the opportunity to execute a compressor package with or without an oil separator, depending on the system demands. The use of GEA's high-efficiency oil separator will further reduce the carry-over to an absolute minimum, and oil contamination through to the installation.




Good to know

We are proud of the quality and reliability of all GEA refrigeration solutions. Ingenious monitoring and service modules ensure optimum lifetime performance for you.

GEA Maintenance Monitor

The GEA Grasso V series compressor is equipped with the GEA Maintenance Monitor (GMM) This compact, microprocessor-based stand-alone unit monitors online the relevant data to determine the 'on-time' maintenance intervals. The monitor automatically generates a message for an upcoming A, B or C level service. This message can be read directly from a small built-in display, remote PC, or can be sent by email to the person/company responsible for the maintenance. When connected to a network, even real-time data are available as well as information about any upcoming service.

'On-time' maintenance balances the lifetime of wearing components and the expected reliability. In other words: The end user benefits from longer service intervals without jeopardizing reliability. In industrial refrigeration this is quite a new approach. The traditional 'fixed' service intervals will slowly be taken over by the new system. Therefore GEA is happy to present this monitoring system to the market. We are convinced that this, together with the GEA Grasso V series compressors, contributes to the reduction of the Total Cost of Ownership.



GEA Service

Our objective is to ensure that GEA piston compressors are well-designed and properly installed and maintained. We know that correct preventive maintenance will ensure the highest level of reliability and unexpected breakdowns can be minimized. At the same time the lifetime of compressors will increase.

With this in mind GEA takes care of its customers by offering the best possible service in terms of technical consultation, warranty management, field service and training courses. All supported by rapid spare parts supply all over the world.

Spare parts

A practical and fast-working spare parts organization has been established to supply the required spare parts worldwide. To shorten delivery times further, distribution centers have been created at GEA offices throughout the world. We have an extensive stock of spare parts, covering new as well as phased-out GEA compressors.

Laboratory tests and field experience have proven that the use of genuine GEA parts keeps compressor performance, reliability and a low Total Cost of Ownership at the optimum level.

GEA has created distribution centers at the GEA offices worldwide to be able to supply you directly and fast with the right parts. That is why the genuine GEA parts are the obvious choice.

Training courses

For GEA it is very important to ensure maximum support for the end-users all over the world. This can only be achieved when the right training programs are available. Local representatives and contractors are able to attend these training courses. These courses, tuned for design and service engineers, are focused on the correct selection and application of GEA compressors as well as performing the correct service to maintain the highest level of reliability.

These courses take place at the GEA manufacturing site for piston compressors. However, we can, on request, also perform this service locally if this is more convenient for a larger audience. We strongly recommend attending our training courses on a regular basis to offer the local market the best possible up-to-date support.





We live our values.

Excellence • Passion • Integrity • Responsibility • GEA-versity

GEA Group is a global engineering company with multi-billion euro sales and operations in more than 50 countries. Founded in 1881, the company is one of the largest providers of innovative equipment and process technology. GEA Group is listed in the STOXX® Europe 600 Index.

GEA Netherlands

GEA Refrigeration Netherlands N.V.

Parallelweg 25

5223 AL 's-Hertogenbosch,

The Netherlands

Phone: +31 (0)73 6203 911

refrigeration@gea.com

gea.com